


600887

600887

2020



| | | | |
|--|--|--|--|
| | | | |
| | | | |
| | | | |

| | |
|-------|---|
| | 1 |
| | 2 |
| | 6 |

| | |
|--|--|
| | |
| | |
| | INNER MONGOLIA YILI INDUSTRIAL GROUP CO., LTD. |
| | YILI |
| | |

| | | |
|--|--------------|--------------------|
| | | |
| | | |
| | 1 | 1 |
| | 0471-3350092 | 0471-3350092 |
| | 0471-3601621 | 0471-3601621 |
| | qxm@yili.com | ytnliuyan@yili.com |

| | |
|--|---|
| | 1 |
| | 010110 |
| | 1 |
| | 010110 |
| | http://www.yili.com |
| | info@yili.com |

()

| | 2020 | 2019 | (%) | 2018 |
|--|-------------------|-------------------|-------|-------------------|
| | 96,523,963,249.92 | 90,009,132,852.26 | 7.24 | 78,976,388,687.29 |
| | 7,078,176,787.81 | 6,933,763,430.47 | 2.08 | 6,439,749,610.82 |
| | 6,625,112,858.43 | 6,268,158,933.70 | 5.69 | 5,878,050,473.25 |
| | 9,851,639,164.55 | 8,455,480,282.43 | 16.51 | 8,624,771,799.80 |
| | 2020 | 2019 | % | 2018 |
| | 30,383,910,257.46 | 26,131,025,017.47 | 16.28 | 27,915,583,839.88 |
| | 71,154,264,385.29 | 60,461,267,016.42 | 17.69 | 47,606,204,460.43 |

)

1-3

4-6

| | | | | |
|--|----------------|--|---------------|------------|
| | 171,088,869.50 | | 78,163,067.12 | 378,925.66 |
| | | | 95,073.87 | 115,950.00 |
| | | | | |
| | | | | |
| | | | | |
| | | | | |

-412,490,002.06

-91,735,807.11

-66,904,123.08

1

2

1

2

3

4

" "

5

6

7

Oceania Dairy Limited PT.Green Asia Food Indonesia Westland Dairy Company
Limited THE CHOMTHANA COMPANY LIMITED

3

" "

" "

" 020 "

" " " "

" "

16.0%

" " " " " "

| | | | | | | |
|------|---------|---------------|-------|-----|------|-------|
| | | | " | " | | |
| 2020 | 12 | | 1,312 | / | | |
| 2 | | | | | | |
| | BrandZ™ | " 2020 | | 100 | " | 8 |
| | | Brand Finance | " | | " | |
| 3 | | | | | | |
| | " " 020 | " | | | " | " " |
| | | | | | | 109.6 |
| | | 5.5% | | | | 2020 |
| 12 | | | 84.7% | | 0.4 | |
| 4 | | | | | | |
| | | " | " | " | + | + |
| " | | | | | | |
| | | | | | 2020 | 12 |
| | | 3,109 | | 552 | | 37 |
| | 5 | | 1 | | | |
| 5 | | | | | | |
| | | | | " | " | |
| | | | | | | |
| | | | | | " | |
| | | " | | | | |

| | | | | |
|------|-----|-------|-------|------|
| | 212 | 4,948 | | 2014 |
| 2020 | | 676 | 7,633 | 2020 |

6

¢

2

| | | | | |
|-------|--------|--------|-------|-------|
| | | 761.23 | 23.62 | 3.20% |
| | 502.03 | 24.05 | 5.03% | |
| 24.42 | | 16.87 | | |

2020

| | | | | % | % | % |
|--|-------------------|-----------|--------------------------------|--------|--------|--------|
| | 8,861,824 | 9,005,151 | 123,738 | 1.18 | 3.40 | -53.67 |
| | 223,464 | 229,440 | 42,913 | 23.14 | 59.99 | -12.22 |
| | 431,155 | 431,796 | 15,039 | 5.15 | 6.39 | -4.09 |
| | 41,467 | 43,966 | 1,077 | 194.01 | 317.61 | -69.88 |
| | | | Westland Dairy Company Limited | | | |
| | | | 8-12 | | | |
| | | | 2020 | | 2019 | |
| | | | | (%) | (%) | |
| | 49,162,641,855.26 | | | 87.75 | 8.33 | |

| | |
|-----|--------------------------------|
| 5 | Westland Dairy Company Limited |
| 6 | |
| 7 | |
| 8 | |
| 4 | |
| (1) | |

| | | 2020 | | |
|---|---------------|---------------|---------------|----------|
| 5 | | | | |
| | 55,118,407.39 | 21,609,380.00 | 33,509,027.39 | 1E04801> |
| | | | | |
| | 21647.3 | ∅ | | |

()

(

(

()

1

| | | | | | |
|--------------------------|----------------|-----------------|----------------|-------|----------------|
| | 15,846,035.76 | 3,263,033.98 | 19,109,069.74 | 18.64 | 1,864,400.00 |
| CITICPE Holdings Limited | 56,264,249.00 | 2,185,718.09 | 58,449,967.09 | 5.00 | |
| | 627,832,086.84 | -128,407,480.57 | 499,424,606.27 | 4.09 | 221,975,575.92 |
| | 21,915,958.10 | 106,493.67 | 22,022,451.77 | 2.70 | |

/ / /

1

| | | | | | |
|--------------------------------|---|---------|-----------|---------|---------|
| | | | | | |
| | | 109,990 | 1,179,488 | 850,936 | 25,841 |
| | | 200,000 | 426,766 | 209,332 | 5,732 |
| | | 78,000 | 357,066 | 207,280 | 36,865 |
| Westland Dairy Company Limited | | 28,460 | 350,861 | 134,136 | -32,981 |
| | | 5,000 | 340,329 | 5,198 | 1,020 |
| | | 100,000 | 326,250 | 128,819 | 6,131 |
| | | 150,000 | 316,278 | 155,354 | 4,736 |
| | | 110,000 | 260,338 | 146,296 | 20,314 |
| | (| 79,700 | 248,835 | 113,301 | 7,158 |
| Oceania Dairy Limited | | 47,583 | 218,112 | 191,841 | 4,038 |

2

| | | | | | |
|--|--|--|--|--|--|
| | | | | | |
|--|--|--|--|--|--|

26,800.00 26,136.85

| | | | | | |
|--|--|--|-----------|-----------|---------|
| | | | 3,058.00 | 3,045.22 | -12.78 |
| | | | 0.50 | 0.45 | -0.05 |
| | | | 7,000 | 354.57 | -89.35 |
| | | | 21,500.00 | 21,631.58 | -0.22 |
| | | | 10.00 | 6.70 | -3.30 |
| | | | 400.00 | 268.24 | -131.76 |

China Youran

(()

"

2021

1 " "

2

3

4

5

6 " "

7 " "

2021

183.37

()

1

2

3

(

| | |
|---------------------------|-------------------------------|
| 2016 | 2020 7 3 2016 |
| 2020 7 13 2016 2016 | 2020 7 14 2016 2016 |
| 2016 2019 | 2020 7 24 2016 2019 |
| | 2020 8 5 |
| 2020 9 9 2019 | 2020 9 10 2019 |
| 2020 10 9 2019 | 2020 10 10 2019 |
| 2019 | 2020 10 17 2019 |
| 2019 | 2020 12 15 2019 |

()

1

2

3

()

1

2

3

()

(

| | |
|-------|------------|
| | 588,111.50 |
| A | 308,217.81 |
| | |
| | 360,967.94 |
| B | 333,909.38 |
| | |
| A+B | 642,127.19 |
| (%) | 21.13 |
| | |
| C | |
| D 70% | |
| 50% E | |
| C+D+E | |
| | |

2

(1)

(2)

(3)

3

()

()

1

"

"

"

"

2020

"

"

"

"

2

2020

2020

1, 346. 93

1

" 2020"

30

" "

56.21

20 /

35,300

1,696.28

200

" " " "

3

| | |
|----|--------|
| | |
| | |
| 1. | 816.33 |
| 2. | |

“ ”

()

2020

<http://www.sse.com.cn>

()

1

(1)

2020

| | | | | | | | | |
|--|-----|--|-------|-----|--|-------|--------|---|
| | COD | | 50.72 | 500 | | 24.37 | 48.00 | 1 |
| | | | 5.32 | 25 | | 2.59 | 3.00 | |
| | COD | | 32.16 | 400 | | 30.10 | 59.77 | 2 |
| | | | 2.96 | 60 | | 2.39 | 9.21 | |
| | | | 10.48 | 75 | | 9.53 | 866.36 | |
| | | | 1.14 | 4.5 | | 0.97 | | |
| | COD | | 12.67 | 60 | | 9.14 | | 1 |
| | | | 0.40 | 8 | | 0.29 | | |
| | | | 6.15 | 20 | | 4.44 | | |
| | ! | | 0.11 | 1 | | 0.08 | | |

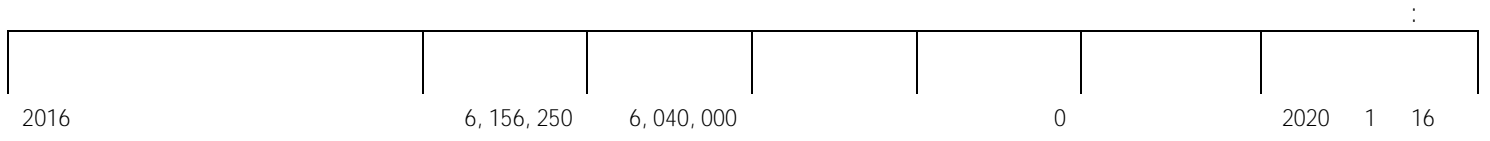
| | | | | | | | | |
|--|-----|--|-------|-----|--|-------|-------|---|
| | COD | | 28.57 | 100 | | 10.85 | | 1 |
| | | | 5.06 | 15 | | 1.92 | | |
| | | | 0.35 | 0.5 | | 0.13 | | |
| | COD | | 19.78 | 100 | | 9.17 | 53.44 | 1 |
| | | | 2.10 | 15 | | 0.95 | 8.02 | |

()

1

| | | | | | | |
|---------------|------|----|----|---------------|---------------|---------------|
| 2 | 2020 | 3 | 25 | | | |
| | | | | 30,492,025 | | |
| 6,096,378,858 | | | | 6,065,886,833 | | |
| 3 | 2020 | 7 | 3 | | | 2016 |
| 18,086,250 | | | | 6,065,886,833 | | 6,083,973,083 |
| 4 | 2020 | 7 | 24 | | | 2016 2019 |
| | | | | | | 533,250 |
| | | | | 6,083,973,083 | | 183,747,196 |
| | | | | 5,900,225,887 | 6,083,439,833 | |
| | | | | 183,213,946 | 5,900,225,887 | |
| 5 | 2020 | 8 | 5 | | | |
| | | | | 228,000 | | 6,083,439,833 |
| | | | | 6,083,211,833 | | |
| 6 | 2020 | 10 | 17 | | | 2019 |
| 30,239,200 | | | | 6,083,211,833 | | |
| 183,213,946 | | | | 5,899,997,887 | | 6,083,211,833 |
| | | | | 152,974,746 | | 5,930,237,087 |
| 7 | 2020 | 12 | 15 | | | 2019 |

()



| | | | | | | |
|------|------------|--------|---|------------|---|------------|
| 2020 | 2020 6 5 | 1.98% | 5 | 2020 6 12 | 5 | 2020 11 2 |
| | 2020 11 19 | 1.625% | 5 | 2020 11 20 | 5 | 2025 11 19 |

()

"

" " 1

" " 2

"

()

()

| | | | |
|----|-------------|--|-------------|
| | | | |
| | | | |
| | 823,313,978 | | 823,313,978 |
| | 538,535,826 | | 538,535,826 |
| | 246,218,628 | | 246,218,628 |
| | 182,421,501 | | 182,421,501 |
| | 85,756,140 | | 85,756,140 |
| | 84,974,288 | | 84,974,288 |
| 50 | 58,152,542 | | 58,152,542 |
| | 50,007,382 | | 50,007,382 |

005L

FH002

| | | | | | |
|----|--|-----------|--|--|------------------|
| 8 | | 1,000,000 | | | 2019 9 7 2019 |
| 9 | | 933,600 | | | 2019 9 7 2019 |
| 10 | | 800,000 | | | 2019 9 7 2019 |

()

()

1

2

3

4

5

5

6

()

2020

55 2020 5 20 2023 5 19

0

0

0

19.7043

()

| | | | | | | |
|--|---|---------|---|---------|---------|-------|
| | | | | | | () |
| | | 150,000 | 0 | 150,000 | 150,000 | 13.66 |
| | | 112,500 | 0 | 112,500 | 112,500 | 13.66 |
| | | 56,250 | 0 | 56,250 | 56,250 | 13.66 |
| | | 75,000 | 0 | 75,000 | 75,000 | 13.66 |
| | / | 393,750 | / | 393,750 | 393,750 | / |

| | | | | | | |
|--|--|------------|---|---|------------|------------|
| | | | | | | |
| | | 50,660,000 | 0 | / | 10,132,000 | 40,528,000 |
| | | 8,330,000 | 0 | / | 1,666,000 | 6,664,000 |
| | | 8,330,000 | 0 | / | 1,666,000 | 6,664,000 |
| | | 467,000 | 0 | / | 133,400 | 333,600 |
| | | 454,500 | 0 | / | 120,900 | 333,600 |
| | | 18,750 | 0 | / | 18,750 | 0 |

()

()

1

2

11

4

1/3

4

()

| | | 32 | 32 | 29 | 0 | 0 | 1 | |
|--|--|----|----|----|---|---|---|--|
| | | 32 | 31 | 30 | 1 | 0 | 0 | |
| | | 23 | 23 | 21 | 0 | 0 | 2 | |
| | | 20 | 20 | 18 | 0 | 0 | 1 | |

()

()

2020

<http://www.sse.com.cn>

2020

<http://www.sse.com.cn>

| | | | | | | | % | : | : |
|------|-------|--------|------------|------------|---|------|---|---|---|
| 2019 | 19 01 | 163035 | 2019 11 27 | 2022 11 27 | 0 | 3.37 | | | |
| 2020 | 20 S1 | 163806 | 2020 6 5 | 2020 9 3 | 0 | 1.95 | | | |
| 2020 | 20 S2 | 163804 | 2020 6 5 | | | | | | |

2020 6

| | | | | |
|--------|-------|-------|--------|--|
| | 0.60 | 0.57 | 5.26 | |
| % | 57.09 | 56.54 | 0.97 | |
| EBITDA | 0.73 | 1.01 | -27.72 | |
| | 17.43 | 31.08 | -43.92 | |
| | 27.08 | 60.61 | | |

2

| | | | | | | | | | |
|------|----|--------|-----------|----|-----|-------|------------|-----------|--|
| | | | | | | | | | |
| 2019 | 19 | SCP004 | 011901571 | 10 | 270 | 3.28% | 2019 7 16 | 2020 4 11 | |
| 2019 | 19 | SCP005 | 011901777 | 10 | 270 | 3.30% | 2019 8 8 | 2020 5 4 | |
| 2019 | 19 | SCP006 | 011902975 | 10 | 210 | 3.35% | 2019 12 16 | 2020 7 13 | |
| 2020 | 20 | SCP001 | 012000609 | 5 | 90 | 2.36% | 2020 2 28 | 2020 5 28 | |
| 2020 | 20 | SCP002 | 012000610 | 10 | 113 | 2.40% | 2020 2 28 | 2020 6 20 | |

| | | | | | | | | | |
|------|----|--------|-----------|----|----|-------|-----------|-----------|--|
| 2020 | 20 | SCP017 | 012002585 | 10 | 30 | 1.59% | 2020 7 23 | 2020 8 22 | |
| 2020 | 20 | SCP018 | 012002665 | 30 | 30 | 1.58% | | | |

408.01

2020 12 7

<http://www.sse.com.cn>

[2021]000657

2020 12 31 (" ")
2020

2020 12 31 2020

"

"

1.

" " " " " "
" " " 2020
95,345,172,652.74 6.52%

2.

1
2 2020

3

4

5

6

7

2020

¢

1.

2.

3.

4.

5.

6.

()

2020 12 31

| | | 2020 12 31 | 2019 12 31 |
|--|----|-------------------|-------------------|
| | | | |
| | 1 | 11,695,184,002.06 | 11,325,320,836.33 |
| | | | |
| | 2 | 123,219,805.15 | 389,993,987.17 |
| | 3 | 262,828,575.48 | |
| | 4 | 142,875,000.00 | 221,720,000.00 |
| | 5 | 1,616,344,944.47 | 1,615,510,453.56 |
| | | | |
| | 7 | 1,289,734,014.62 | 1,157,175,226.98 |
| | | | |
| | | | |
| | 8 | 115,485,839.79 | 194,759,131.74 |
| | | | |
| | | | |
| | 9 | 7,545,025,549.66 | 7,715,031,334.22 |
| | | | |
| | 12 | 1,562,208,973.10 | 303,240,656.65 |
| | 13 | 4,027,672,495.20 | 2,783,098,811.83 |
| | | 28,380,579,199.53 | 25,705,850,438.48 |
| | | | |
| | | | |
| | | | |

| | | | |
|--|----|-------------------|-------------------|
| | | | |
| | 32 | 6,956,730,747.94 | 4,559,631,340.89 |
| | | | |
| | | | |
| | 33 | | 37,079,015.63 |
| | 34 | 32,220,146.60 | |
| | 35 | 259,169,731.32 | 300,097,580.53 |
| | 36 | 11,376,467,548.71 | 10,501,125,559.06 |
| | | | 6,020,058,284.82 |
| | 38 | 6,055,897,909.28 | |
| | | | |
| | | | |
| | | | |
| | 39 | 2,713,151,780.53 | 2,420,354,605.79 |
| | 40 | 632,357,171.13 | 396,691,576.79 |
| | 41 | 3,136,838,820.52 | 3,821,658,464.62 |

| | | | |
|--|--|-------------------|-------------------|
| | | | |
| | | 2,971,517,333.35 | 3,040,242,029.16 |
| | | | |
| | | | |
| | | 3,764,961,684.44 | 3,250,097,580.53 |
| | | 11,840,234,899.37 | 9,812,201,086.65 |
| | | | 5,984,891,921.33 |
| | | 5,959,763,835.17 | |
| | | 2,060,511,215.95 | 1,843,744,723.97 |
| | | 356,905,799.32 | 191,381,775.68 |
| | | 2,905,656,828.81 | 3,474,878,424.72 |
| | | | |
| | | 138,251,369.97 | 112,792,303.78 |
| | | | |
| | | 22,504,733.86 | 24,316,074.20 |
| | | 2,699,930,760.95 | 3,029,773,770.49 |
| | | 32,581,987,091.22 | 30,651,527,386.73 |
| | | | |
| | | 1,200,289,000.00 | 289,000.00 |
| | | 500,000,000.00 | 1,500,000,000.00 |
| | | | |
| | | | |
| | | 13,658,551.99 | 17,554,214.80 |
| | | | |
| | | | |
| | | 31,053,832.05 | 18,946,180.91 |
| | | 40,201,565.03 | 27,209,014.81 |
| | | | |
| | | 1,785,202,949.07 | 1,563,998,410.52 |
| | | 34,367,190,040.29 | 32,215,525,797.25 |
| | | | |
| | | 6,082,624,833.00 | 6,096,378,858.00 |
| | | | |
| | | | |
| | | 1,315,074,645.27 | 741,086,534.42 |
| | | 1,772,017,120.00 | 3,327,740,903.12 |
| | | 224,599,687.74 | 154,190,747.14 |
| | | | |
| | | 3,048,189,429.00 | 3,206,966,880.76 |
| | | 13,538,720,825.43 | 11,188,944,032.74 |

2020 1—12

: :

| | | 2020 | 2019 |
|--|--|-------------------|-------------------|
| | | 96,885,641,951.94 | 90,223,075,471.27 |

61

| | | | |
|--|--|-------------------|-------------------|
| | | 361,678,702.02 | 213,942,619.01 |
| | | | |
| | | 89,441,096,890.49 | 82,826,458,497.14 |

61

61,805,562,467.86

| | | | |
|-----|-----|------------------|------------------|
| | 74 | 48,521,943.53 | 29,837,557.40 |
| | 75 | 456,904,245.59 | 116,049,405.51 |
| " " | | 8,149,849,298.56 | 8,194,105,138.21 |
| | 76 | 1,050,910,603.15 | 1,243,378,983.09 |
| " " | | 7,098,938,695.41 | 6,950,726,155.12 |
| 1. | " " | 7,098,938,695.41 | 6,950,726,155.12 |
| 2. | " " | | |

2020 1—12

2020 1—12

| | | 2020 | 2019 |
|--|--|--------------------|--------------------|
| | | | |
| | | 106,024,002,676.65 | 101,461,733,317.21 |
| | | | |

| | | | |
|--|--|------------------|------------------|
| | | | |
| | | 614,628,653.08 | 846,917,213.89 |
| | | 824,082,432.90 | 209,199,931.77 |
| | | 21,964,778.38 | 34,239,748.19 |
| | | 2,191,396.32 | 2,000,000.00 |
| | | | |
| | | 1,462,867,260.68 | 1,092,356,893.85 |

2020 1—12

| | | 2020 | 2019 |
|--|--|--------------------|-------------------|
| | | 102,711,597,988.64 | 99,195,823,655.52 |
| | | 1,070,323,217.24 | 768,814,057.42 |
| | | 103,781,921,205.88 | 99,964,637,712.94 |
| | | 77,295,516,771.19 | 83,599,599,712.48 |
| | | 5,702,106,808.82 | 5,648,024,556.84 |
| | | 2,643,615,308.24 | 2,590,014,221.40 |
| | | 1,348,059,277.81 | 1,170,537,450.81 |
| | | 86,989,298,166.06 | 93,008,175,941.53 |
| | | 16,792,623,039.82 | 6,956,461,771.41 |

2020

2019

| | 2019 | | | | | | | | |
|--|------------------|--|--|-------------------|------------------|----------------|------------------|------------------|-------------------|
| | () | | | | | | | | |
| | 6,078,127,608.00 | | | 2,737,984,598.10 | 97,462,825.00 | | 3,045,728,468.89 | 8,109,863,775.78 | 19,874,241,625.77 |
| | | | | | | 177,264,075.52 | | | 177,264,075.52 |
| | | | | | | | | | |
| | 6,078,127,608.00 | | | 2,737,984,598.10 | 97,462,825.00 | 177,264,075.52 | 3,045,728,468.89 | | 20,051,505,701.29 |
| | | | | | | | | | |
| | | | | | | -23,073,328.38 | | 7,493,903,744.43 | 7,470,830,416.05 |
| | 18,251,250.00 | | | -1,992,538,929.05 | 3,230,278,078.12 | | | | |

2

109

"

"

16

"

"

1

"

"

15 ---

2014

2

12

3

" 23

"

" 38

"

1

2

1 1 12 31

3

12

4

5

1

1

2

3

4

2

3

1

2

3

4

5

4

6

1

2

1

7

1

1

2

3

2

1

2

3

4

5

8

9

1

()

2

"

"

()

()

1

1

1

2

2

1

2

1

2

3

1 2

1

2

3

6

2

3

4

7

1

2

11

" 10 6

"

4

5

1

2


16

(1)

2

1

2



5

22 —

4

1

2

3

1

2

5

1

2

3

4

5

22

(1)

| | | | |
|--|----|----|--------|
| | | | |
| | 40 | 5% | 2.375% |

23

(1)

1

2

(2)

| | | | | |
|--|--|-------|----|--------------|
| | | | | |
| | | | | |
| | | 20-45 | 5% | 4.75%-2.11% |
| | | 20-40 | 5% | 4.75%-2.38% |
| | | 20 | 5% | 4.75% |
| | | 8-20 | 5% | 11.88%-4.75% |
| | | 10 | 5% | 9.5% |
| | | | | |
| | | 10 | 5% | 9.5% |
| | | 5 | 5% | 19% |
| | | 5 | 5% | 19% |
| | | 5 | 5% | 19% |

(3)

1

2

3

4

24

1

2

25

1

1

2

3

2

3

3

4

2

27

28

29

(1)

1

2

(2)

1

2

31

32

(1)

33

(1)

(2)

(3)

3

2

36

1

2

1

2

3

4

5

6

(2)

(3)

(4)

40

1

2

41

1

1

2

2

1

2

3

42

(1)

1

2

| | | | |
|------|------|---|---|
| 2017 | 2020 | (|) |
| 14 | 4 27 | | |
| -- | | | |

| | | | |
|--|------------------|------------------|--|
| | 2,783,098,811.83 | 2,783,098,811.83 | |
|--|------------------|------------------|--|

|  | | | |
|---|--|--|----------------|
| | | | |
| | | | |
| | | | |
| | | | |
| | | | |
| | | | |
| | | | |
| | | | |
| | | | |
| | | | |
| | | | |
| | | | |
| | | | 627,997,186.50 |
| | | | |
| | | | |

| | | | |
|--|-------------------|-------------------|--|
| | | | |
| | 844,438,895.39 | 844,438,895.39 | |
| | 3,327,740,903.12 | 3,327,740,903.12 | |
| | 984,142,651.34 | 984,142,651.34 | |
| | | | |
| | 3,206,966,880.76 | 3,206,966,880.76 | |
| | | | |
| | 18,326,838,635.10 | 18,326,838,635.10 | |
| | 26,131,025,017.47 | 26,131,025,017.47 | |
| | 143,113,774.03 | 143,113,774.03 | |
| | 26,274,138,791.50 | 26,274,138,791.50 | |
| | 60,461,267,016.42 | 60,461,267,016.42 | |

| | | | |
|--|-------------------|-------------------|--|
| | 14,510,948,176.94 | 14,510,948,176.94 | |
| | | | |
| | | | |
| | | | |
| | | | |
| | 29,407,073,916.49 | 29,407,073,916.49 | |
| | 441,883,848.50 | 441,883,848.50 | |
| | 82,167,713.34 | 82,167,713.34 | |
| | 533,295,854.46 | 533,295,854.46 | |

(4)2020

45

1



| | |
|--------------------------------|----|
| EasiYo Products (Aust) Limited | 28 |
| PT. Green Asia Food Indonesia | 22 |
| PT. Yili Indonesia Dairy | 22 |
| Ice Master Opco Co., Ltd | 20 |
| Ice Master Propco Co., Ltd | 20 |

2

1

| | | |
|--|----------------|----------------|
| | | |
| | 88,737,736.46 | 151,616,565.26 |
| | 77,263,213.40 | 79,633,664.48 |
| | 25,256,300.27 | 31,201,010.57 |
| | 149,569,894.32 | 146,740,908.31 |
| | | 3,850,000.00 |
| | 340,827,144.45 | 413,042,148.62 |

| | | |
|--|----------------|----------------|
| | 98,359,605.05 | 294,775,000.00 |
| | 24,860,200.10 | 95,218,987.17 |
| | | |
| | | |
| | 123,219,805.15 | 389,993,987.17 |

3

| | | |
|--|----------------|--|
| | | |
| | 262,828,575.48 | |
| | 262,828,575.48 | |

4

(1)

| | | |
|--|----------------|----------------|
| | | |
| | 142,875,000.00 | 221,720,000.00 |
| | | |
| | 142,875,000.00 | 221,720,000.00 |

(2)

(3)

| | | |
|--|----------------|--|
| | | |
| | 323,157,764.76 | |
| | | |
| | 323,157,764.76 | |

(4)

(7)

| | | | % | |
|--|--------------|--------------|--------|---|
| | 6,429,206.99 | 6,429,206.99 | 100.00 | |
| | 6,429,206.99 | 6,429,206.99 | 100.00 | / |

2

| | | | % |
|---|------------------|---------------|------|
| 3 | 1,664,544,872.52 | 62,126,325.69 | 3.73 |

4-6

(4)

| | |
|--|--------------|
| | |
| | 1,040,239.86 |

(5)

| | | | |
|--|----------------|-------|---------------|
| | | | |
| | 260,990,390.83 | 15.47 | 12,755,989.63 |
| | 116,093,140.25 | 6.88 | 5,674,089.72 |
| | 103,784,062.16 | 6.15 | 542,263.60 |
| | 99,784,195.06 | 5.91 | 4,876,984.76 |
| | 83,630,776.05 | 4.96 | 4,087,481.18 |
| | 664,282,564.35 | 39.37 | 27,936,808.89 |

(6)

(7)

6

7

(1)

| | | (%) | | (%) |
|-----|------------------|--------|------------------|--------|
| 1 | 1,209,584,549.75 | 93.79 | 1,148,271,346.86 | 99.23 |
| 1 2 | 79,712,185.26 | 6.18 | 7,885,360.93 | 0.68 |
| 2 3 | 294,834.73 | 0.02 | 1,007,883.12 | 0.09 |
| 3 | 142,444.88 | 0.01 | 10,636.07 | |
| | 1,289,734,014.62 | 100.00 | 1,157,175,226.98 | 100.00 |

1

| | | | |
|--|---------------|-----|--|
| | | | |
| | 59,136,852.28 | 1-2 | |

(1)

(2)

(3)

(1)

(2) 1

(3)

(1)

| | |
|-----|----------------|
| | |
| 1 | |
| 1 | |
| 1 | 83,339,553.51 |
| 1 2 | 36,165,452.62 |
| 2 3 | 664,722.07 |
| 3 | |
| 3 4 | 427,243.69 |
| 4 5 | 588,495.20 |
| 5 | 17,038,097.05 |
| | 138,223,564.14 |

(2)

| | | |
|--|----------------|----------------|
| | | |
| | 63,734,661.99 | 109,826,052.54 |
| | 72,465,274.18 | 69,096,325.13 |
| | | 50,000,000.00 |
| | 2,023,627.97 | 1,149,205.66 |
| | 138,223,564.14 | 230,071,583.33 |

(3)

| | | | |
|----------|---------------|-----|---------------|
| | | | |
| | 12 | () | () |
| 2020 1 1 | 16,935,576.66 | | 18,376,874.93 |

| | 35,312,451.59 | 863,619.51 | 13,210,343.63 | 56,256.00 | -171,747.12 | |
|--|---------------|------------|---------------|-----------|-------------|--|
| | 35,312,451.59 | 863,619.51 | 13,210,343.63 | 56,256.00 | | |

9

(1)

| | | | | | | |
|--|------------------|--------------|------------------|------------------|--------------|------------------|
| | | | | | | |
| | | / | | | / | |
| | 4,652,670,262.43 | 4,485,483.55 | 4,648,184,778.88 | 4,027,055,864.14 | 7,046,568.87 | 4,020,009,295.27 |

(3)

(4)

10

(1)

13

(3)

15

(1)

(2)

(3)

16

(1)

(2)

(3)

(4)

18

(1)

| | | |
|--|--|--|
| | | |
|--|--|--|

(2)

| | | | | | | |
|--------------------------|----------------|----------------|------------|--|--|--|
| | | | | | | |
| | 2,890,475.99 | 234,966,696.15 | | | | |
| | | 284,235,783.84 | | | | |
| | | | 196,479.66 | | | |
| | 8,000,000.00 | 92,959,618.48 | | | | |
| | 1,864,400.00 | 12,515,237.09 | | | | |
| CITICPE Holdings Limited | | 76,918,277.09 | | | | |
| | 221,975,575.92 | 738,643,580.27 | | | | |
| | | 2,022,451.77 | | | | |

| | | | | |
|----|----------------|--|--|----------------|
| 4. | 540,788,022.62 | | | 540,788,022.62 |
| | | | | |
| 1. | 7,492,168.16 | | | 7,492,168.16 |
| 2. | 12,843,714.83 | | | 12,843,714.83 |
| 1 | 12,843,714.83 | | | 12,843,714.83 |
| 3. | | | | |
| 1 | | | | |
| 2 | | | | |
| 4. | 20,335,882.99 | | | 20,335,882.99 |
| | | | | |
| 1. | | | | |
| 2. | | | | |

21

| | | |
|--|-----------------------|-----------------------|
| | | |
| | 23, 343, 414, 532. 36 | 18, 296, 214, 255. 28 |
| | | |
| | 23, 343, 414, 532. 36 | 18, 296, 214, 255. 28 |

(1)

3.

(2)(2)

(1)

(3)

26

(1)

| | | | | | | | | | |
|-----|----------------|--------------|---------------|----------------|----------------|--------------|----------------|---------------|------------------|
| | | | | | | | | | |
| | | | | | | | | | |
| 1. | 723,521,178.35 | 7,981,998.70 | 55,464,346.46 | 505,930,051.35 | 221,186,815.61 | 3,226,317.16 | 148,487,147.31 | 19,781,181.58 | 1,685,579,036.52 |
| 2. | 128,173,602.29 | | 64,733.72 | 196,685,047.60 | | 5,289.60 | 5,330,880.54 | | 330,259,553.75 |
| (1) | 128,173,602.29 | | | 196,215,989.82 | | | 5,330,880.54 | | 329,720,472.65 |
| (2) | | | | | | | | | |

(3)

| | | | | | | | | | |
|-----|----------------|--------------|---------------|----------------|--|------------|---------------|--------------|----------------|
| (1) | | | | 96,650.09 | | | | | 96,650.09 |
| (2) | | | | | | | | 256,623.24 | 256,623.24 |
| 4. | 190,634,181.42 | 1,150,558.36 | 13,914,413.81 | 138,478,020.78 | | 980,403.43 | 11,578,596.12 | 7,121,116.62 | 363,857,290.54 |
| | | | | | | | | | |
| 1. | | | | | | | | | |
| 2. | | | | | | | | | |
| (1) | | | | | | | | | |
| 3. | | | | | | | | | |
| (1) | | | | | | | | | |
| 4. | | | | | | | | | |
| | | | | | | | | | |

28

(1)

| | | | | |
|--|--|--|--|--|
| | | | | |
|--|--|--|--|--|

(5)

Westland Dairy Company Limited

29

| | | | | | |
|--|--------------|--------------|--------------|--|--------------|
| | | | | | |
| | 1,205,127.97 | | 1,205,127.97 | | |
| | 2,237,709.02 | 2,293,518.88 | 1,287,040.38 | | 3,244,187.52 |
| | 43,7,09.20 | | | | |

(2)

¢

| | | | | |
|--|------------------|----------------|------------------|----------------|
| | | | | |
| | 398,489,046.28 | 101,318,105.28 | 485,183,246.91 | 119,066,239.03 |
| | | | | |
| | 658,897,466.50 | 138,246,530.97 | 656,267,377.48 | 145,735,905.35 |
| | 34,634,698.37 | 8,133,224.80 | 273,692,837.88 | 69,069,808.65 |
| | 203,912,479.25 | 57,095,494.19 | | |
| | 453,410,077.83 | 92,013,643.53 | 478,690,145.83 | 100,601,802.37 |
| | 245,609,074.11 | 68,770,540.75 | 252,367,715.71 | 70,662,960.40 |
| | 1,994,952,842.34 | 465,577,539.52 | 2,146,201,323.81 | 505,136,715.80 |

(3)

31

| | | |
|--|--|--|
| | | |
|--|--|--|

(2)

33

| | | | | |
|--|---------------|--|---------------|--|
| | | | | |
| | 37,079,015.63 | | 37,079,015.63 | |
| | | | | |
| | 37,079,015.63 | | 37,079,015.63 | |
| | | | | |
| | | | | |
| | 37,079,015.63 | | 37,079,015.63 | |

34

| | | |
|--|---------------|--|
| | | |
| | 1,759,129.70 | |
| | 30,461,016.90 | |
| | 32,220,146.60 | |

2020

| | | | |
|--|----------------|--|----------------|
| | | | |
| | | | |
| | 259,169,731.32 | | 300,097,580.53 |
| | 259,169,731.32 | | 300,097,580.53 |

0

36

(1)

| | | | |
|--|-------------------|--|-------------------|
| | | | |
| | 6,352,990,537.43 | | 5,950,023,568.59 |
| | 2,686,903,567.92 | | 2,627,756,807.10 |
| | 1,490,864,365.64 | | 1,212,367,611.85 |
| | 845,709,077.72 | | 710,977,571.52 |
| | 11,376,467,548.71 | | 10,501,125,559.06 |

(2)

1

| | | | | |
|--|------------------|------------------|------------------|------------------|
| | | | | |
| | | | | |
| | | 24,887,391.20 | 24,329,859.51 | 557,531.69 |
| | 23,211.54 | | 23,211.54 | |
| | 2,406,531,094.45 | 9,339,667,306.91 | 9,065,388,928.88 | 2,680,809,472.48 |

(3)

| | | | | | |
|---|--|---------------|----------------|----------------|---------------|
| | | | | | |
| 1 | | 13,378,929.10 | 311,253,242.85 | 296,432,984.19 | 28,199,187.76 |

41

| | | |
|--|------------------|------------------|
| | | |
| | | |
| | 142,936,751.53 | 116,201,871.98 |
| | 2,993,902,068.99 | 3,705,456,592.64 |
| | 3,136,838,820.52 | 3,821,658,464.62 |

(1)

(1)

| | | |
|---|----------------|----------------|
| | | |
| | 138,251,369.97 | 112,792,303.78 |
| \ | | |

(2) 1

| | | |
|--|------------------|---|
| | 85,530,864.28 | |
| | 1,857,547,984.28 | / |

42

| | | |
|---|----------------|---------------|
| | | |
| 1 | 707,057,751.94 | |
| 1 | 23,526,869.14 | 20,708,979.00 |

| | | |
|---|--|--|
| 1 | | |
|---|--|--|

2020

| | | | | | | | | | | |
|------|-----|-----------|----|------------------|--|------------------|--------------|--|------------------|--|
| 2020 | 100 | 2020 7 29 | 30 | 3,000,000,000.00 | | 3,000,000,000.00 | 3,895,890.41 | | 3,003,895,890.41 | |
| 2020 | 100 | 2020 8 5 | 30 | 2,000,000,000.00 | | 2,000,000,000.00 | 2,597,260.27 | | | |

| | | | | | | | | | | |
|------|-----|------------|-----|------------------|--|------------------|--------------|--|--|------------------|
| 2020 | 100 | 2020 10 27 | 178 | 1,000,000,000.00 | | 1,000,000,000.00 | 4,520,547.94 | | | 1,004,520,547.94 |
| 2020 | 100 | 2020 10 27 | | | | | | | | |

45

(1)

| | | |
|--|------------------|----------------|
| | | |
| | | |
| | | 469,729,869.80 |
| | | |
| | 1,375,031,694.72 | 1,394,265.61 |

46

(1)

(4)

Yi Li Hol di ng I nvestment Li mi ted 5

47

48

(2)

49

50

51

| | | | | | |
|--|----------------|----------------|----------------|----------------|---|
| | | | | | |
| | 114,577,567.48 | 207,542,466.58 | 142,999,992.37 | 179,120,041.69 | |
| | 114,577,567.48 | 207,542,466.58 | 142,999,992.37 | 179,120,041.69 | / |

2019

2020

1, 348, 250

6, 082, 624, 833

54

(1)

| | | | |
|--|--|--|--|
| | | | |
|--|--|--|--|

58

59

| | | | | |
|--|------------------|--|----------------|------------------|
| | | | | |
| | 3,048,189,429.00 | | | 3,048,189,429.00 |
| | 158,777,451.76 | | 158,777,451.76 | |
| | | | | |
| | | | | |
| | 3,206,966,880.76 | | 158,777,451.76 | 3,048,189,429.00 |

50%

60

| | | |
|---|-------------------|-------------------|
| | | |
| | 18,326,838,635.10 | 15,672,617,442.10 |
| + | | 135,281,250.00 |
| | 18,326,838,635.10 | 15,807,898,692.10 |
| | 7,078,176,787.81 | 6,933,763,430.47 |
| | | 161,238,411.87 |
| | | |
| | 4,913,183,654.73 | 4,254,689,325.60 |
| | | |
| | -907,402.50 | -1,104,250.00 |
| | 20,492,739,170.68 | 18,326,838,635.10 |

1

0

2

0

3

0

4

0

5

0

61

(1)

| | | | | |
|--|-------------------|-------------------|-------------------|-------------------|
| | | | | |
| | | | | |
| | 95,345,172,652.74 | 60,840,244,930.55 | 89,509,018,156.11 | 56,066,790,193.73 |
| | 1,178,790,597.18 | 965,317,537.31 | 500,114,696.15 | 324,922,546.52 |
| | 96,523,963,249.92 | 61,805,562,467.86 | 90,009,132,852.26 | 56,391,712,740.25 |

(2)

| | |
|--|-------------------|
| | |
| | |
| | 76,123,250,638.96 |

(4)

62

| | | |
|--|----------------|----------------|
| | | |
| | 361,678,702.02 | 213,942,619.01 |

63

| | | |
|--|----------------|----------------|
| | | |
| | | |
| | | |
| | 152,666,700.26 | 162,102,045.02 |
| | 125,849,118.49 | |

| | | |
|--|-----------------|-----------------|
| | | |
| | 494,317,329.82 | 272,425,922.01 |
| | -551,802,931.59 | -349,438,584.66 |
| | 221,770,686.75 | 70,371,689.96 |
| | 23,804,984.97 | 14,643,095.43 |
| | 188,090,069.95 | 8,002,122.74 |

68

| | | |
|--|----------------|----------------|
| | | |
| | 676,326,283.34 | 587,791,450.91 |
| | 676,326,283.34 | 587,791,450.91 |

| | | |
|--|---------------|---------------|
| | | |
| | 1,709,000.00 | 3,676,000.00 |
| | 1,002,869.22 | |
| | 2,840,000.00 | |
| | 1,051,069.67 | 2,844,767.84 |
| | 26,035,700.00 | 24,967,500.00 |
| | 37,114,168.93 | 20,315,569.63 |
| | 2,600,000.00 | 1,400,000.00 |
| | 1,000,000.00 | |
| | 2,700,000.00 | 5,090,000.00 |
| | 20,000,000.00 | |
| | 1,000,000.00 | |

| | | |
|--|--------------|--------------|
| | | |
| | 2,672,402.00 | 2,876,457.36 |
| | 1,000,000.00 | |
| | 2,000,000.00 | |

70

71

| | | |
|--|----------------|---------------|
| | | |
| | 171,088,869.50 | 78,163,067.12 |
| | 31,749,603.07 | 44,445,353.78 |
| | | |
| | | |
| | 171,088,869.50 | 78,163,067.12 |

| | | |
|--|-----------------|-----------------|
| | -155,329,449.53 | -115,500,273.47 |
| | | |
| | | |
| | -17,990,121.62 | -106,725,232.18 |
| | | |
| | | -19,216,770.26 |

| | | | |
|--|---------------|---------------|---------------|
| | | | |
| | 4,107,700.00 | 5,523,959.00 | 4,107,700.00 |
| | | | |
| | 19,443,740.22 | 7,604,809.96 | 19,443,740.22 |
| | 21,450,075.30 | 13,599,037.59 | 21,450,075.30 |
| | 3,520,428.01 | 2,475,335.10 | 3,520,428.01 |
| | 48,521,943.53 | 29,837,557.40 | 48,521,943.53 |

| | | | |
|--|--------------|--------------|---|
| | | | / |
| | 1,000,000.00 | 1,000,000.00 | |

77

(1)

| | | |
|--|------------------|------------------|
| | | |
| | 1,157,536,073.65 | 1,279,916,996.78 |
| | -106,625,470.50 | -36,538,013.69 |
| | 1,050,910,603.15 | 1,243,378,983.09 |

(2)

| | |
|---|------------------|
| | |
| | 8,149,849,298.56 |
| / | 1,222,477,394.78 |
| | 333,556,560.19 |
| | -30,456,806.26 |
| | -150,525,012.99 |
| | 28,384,844.68 |
| | -3,517,815.21 |
| | 110,839,990.31 |
| | -459,848,552.35 |
| | 1,050,910,603.15 |

78

" 57 "

79

(1)

(5)

| | | |
|-----|-------------------|-------------------|
| " " | -171,088,869.50 | -78,163,067.12 |
| " " | 667,632,738.17 | 344,018,041.89 |
| " " | -599,730,018.58 | -544,865,656.23 |
| " " | -25,745,227.43 | -71,988,997.37 |
| " " | -80,880,243.07 | 35,450,983.68 |
| " " | 194,563,078.44 | -1,583,871,861.11 |
| " " | -3,301,570,234.00 | -2,222,042,414.75 |
| " " | 2,657,009,576.58 | 3,045,051,276.80 |
| | 621,681,012.08 | 258,869,649.26 |
| | 9,851,639,164.55 | 8,455,480,282.43 |
| 2 | | |
| | | |
| | | |
| | | |
| 3 | | |
| | 11,433,567,316.89 | 11,066,714,362.59 |
| | 11,066,714,362.59 | 10,704,930,612.93 |
| | | |
| | | 2,860,000,000.00 |
| | 366,852,954.30 | -2,498,216,250.34 |

(2)

(3)

(4)

| | | |
|--|-------------------|-------------------|
| | | |
| | 11,433,567,316.89 | 11,066,714,362.59 |
| | 90,178.27 | 60,870.13 |
| | 10,649,400,064.64 | 10,259,249,037.24 |
| | 140,204,086.36 | 152,913,529.99 |
| | | 3,850,000.00 |
| | 643,872,987.62 | 650,640,925.23 |

83

(1)

| | | | |
|--|--|--|--|
| | | | |
|--|--|--|--|

(2)

Oceania Dairy Limited Westland Dairy Company Limited

THE CHOMTHANA COMPANY LIMITED

84

Westland Dairy Company Limited

| | | |
|--|--|--|
| | | |
| | | |

Westland Dairy Company Limited

Westland Dairy Company Limited

| | | |
|-------------|-----------------------|-----------------|
| | | |
| 287,000,000 | 2021 1 29 -2022 12 30 | 0.72167-0.72271 |
| 12,000,000 | 2021 1 29 -2021 7 | 0.93673-0.93751 |
| 2,654,258 | 2021 2 22 -2021 9 | 0.58439-0.58707 |
| 1,201,000 | 2 2 15 -2021 5 4 | 7.0289-7.0496 |

85

(1)

| | | | |
|--|----------------|--|----------------|
| | | | |
| | 1,709,000.00 | | 1,709,000.00 |
| | 1,002,869.22 | | 1,002,869.22 |
| | 2,840,000.00 | | 2,840,000.00 |
| | 1,000,000.00 | | 1,000,000.00 |
| | 26,035,700.00 | | 26,035,700.00 |
| | 37,114,168.93 | | 37,114,168.93 |
| | 2,600,000.00 | | 2,600,000.00 |
| | 1,000,000.00 | | 1,000,000.00 |
| | 2,700,000.00 | | 2,700,000.00 |
| | 10,000,000.00 | | 10,000,000.00 |
| | 1,000,000.00 | | 1,000,000.00 |
| | 11,181,369.76 | | 11,181,369.76 |
| | 11,165,860.00 | | 11,165,860.00 |
| | 37,948,953.50 | | 37,948,953.50 |
| | 633,678,999.56 | | 431,483,859.68 |
| | 2,672,402.00 | | 2,672,402.00 |
| | 1,000,000.00 | | 1,000,000.00 |
| | 2,000,000.00 | | 2,000,000.00 |
| | 4,986,127.64 | | 4,986,127.64 |
| | 1,590,000.00 | | 1,590,000.00 |
| | 10,820,000.00 | | 10,820,000.00 |
| | 1,000,000.00 | | 1,000,000.00 |
| | 28,400,009.88 | | 26,400,009.88 |
| | 1,000,000.00 | | |
| | 2,160,000.00 | | |
| | 15,322,900.00 | | |
| | 46,400,099.37 | | |
| | 14,865,000.00 | | |
| | 7,295,000.00 | | |

| | | | |
|-----|------------------|--|----------------|
| | 1,700,000.00 | | |
| | 5,510,000.00 | | |
| | 103,000,000.00 | | |
| | 12,500,000.00 | | |
| | 1,250,000.00 | | |
| | 10,576,300.00 | | |
| | 1,400,000.00 | | |
| | 22,080,000.00 | | |
| 100 | 64,735,397.66 | | 58,374,969.03 |
| | 1,143,240,157.52 | | 687,625,289.64 |

(2)

86

1

2

3

| | |
|--|--|
| | |
| | |
| | |
| | |
| Ice Master Opco Co., Ltd | |
| Ice Master Propco Co., Ltd | |
| Golden Asia Food Myanmar Company Limited | |
| | |
| | |
| | |
| | |
| | |
| | |
| | |
| | |

| | | | | | | |
|--|--|--|--|-------|--|--|
| | | | | 100 | | |
| | | | | 55 | | |
| | | | | 74.51 | | |
| | | | | 100 | | |
| | | | | 100 | | |
| | | | | 100 | | |
| | | | | 100 | | |
| | | | | 100 | | |
| | | | | 100 | | |
| | | | | 100 | | |
| | | | | 100 | | |
| | | | | 100 | | |
| | | | | 100 | | |
| | | | | 100 | | |
| | | | | 100 | | |
| | | | | 100 | | |
| | | | | 100 | | |

70

| | | | | | | |
|--|--|--|--|-----|-----|--|
| | | | | 100 | | |
| | | | | 100 | | |
| | | | | 100 | | |
| | | | | 100 | | |
| | | | | | 95 | |
| | | | | | 100 | |
| | | | | 100 | | |
| | | | | 100 | | |
| | | | | 100 | | |
| | | | | 100 | | |
| | | | | 100 | | |
| | | | | 100 | | |

(1)

| | | | | : | | : |
|---|--|--|--|-----|-------|---|
| | | | | (%) | | |
| Chi na Youran Dai ry Group Li mi ted | | | | | 40.00 | |

(6)

(7)

(8)

4

5

6

1

| | | | | | |
|--|------------------|---------------|------------------|----------------|--|
| | 2,395,356,507.75 | | | | |
| | 113,316,294.02 | | | | |
| | 5,066,227,409.49 | 27,086,238.44 | 1,432,327,487.34 | 736,671,058.15 | |

| | | | | | |
|--|--------------|---------------|--------------|-----------|--------------|
| | | | | | |
| | | 585,184.39 | | | |
| | 1,731,762.59 | 47,716,685.26 | 5,154,084.79 | 58,095.88 | 2,216,133.38 |

| | 2020 12 31 | | | |
|--|--------------|------------|---------------|------------------|
| | | | | |
| | | | | |
| | 4,426,520.00 | | 11,744,184.57 | 4,125,090,851.78 |
| | | | | 98,359,605.05 |
| | | | | 262,828,575.48 |
| | | 551,687.07 | | 440,916,445.74 |
| | 1,195.20 | | 10,930.35 | 48,541,752.57 |
| | | | | 2,395,356,507.75 |
| | | | | 113,316,294.02 |
| | 4,427,715.20 | 551,687.07 | 11,755,114.92 | 7,484,410,032.39 |
| | | | | |
| | | | | 729,275,000.00 |
| | | | | |
| | | | | 31,647,679.08 |
| | 56,823.75 | | 27,240.02 | 877,193,841.92 |
| | | | | 65,281,659.30 |
| | | | | 714,109,610.83 |
| | | | | |
| | | | | 3,262,450,000.00 |
| | | | | 585,184.39 |
| | 56,823.75 | | 27,240.02 | 5,680,542,975.52 |

| | 2019 12 31 | | | |
|--|------------|--|--|--|
| | | | | |
| | | | | |

| | 2019 12 31 | | |
|--|------------|-----------|------------------|
| | | | |
| | | | |
| | | | |
| | 3,594.80 | | 4,507,576,042.21 |
| | | | 55,936,588.48 |
| | | 22,961.77 | 299,873,974.31 |
| | | | 48,551,378.32 |

| | | | | |
|----|----------------|------------------|--|------------------|
| | | | | |
| 1. | | | | |
| 2. | | | | |
| | | 264,690,792.52 | | 264,690,792.52 |
| | | 262,828,575.48 | | 262,828,575.48 |
| | 535,280,845.81 | 3,745,081,103.02 | | 4,280,361,948.83 |
| | | | | |
| 1. | | | | |

(3)

| | | | |
|--|--|----------|----------|
| | | | |
| | | 1,889.19 | 1,650.67 |

(4)

(5)

(6)

(7)

| | | | |
|--|--|----------|----------|
| | | | |
| | | 5,441.50 | 5,195.35 |

(8)

| | | | |
|--|--|-----------|----------|
| | | | |
| | | 29,022.31 | 5,000.00 |
| | | | 7.35 |

6

(1)

| | | | | | | | |
|-------|-------|----|-----|------|-------|-------|-------|
| 1 | 2016 | | | | | | |
| | 2016 | 12 | 26 | 2016 | | 2016 | 12 28 |
| | | | | | | 2016 | 12 28 |
| | 4,500 | | | 294 | | 16.47 | / |
| 1,500 | | | 293 | | 15.33 | / | |
| 48 | | | | | | | 24 |

| | | | | |
|---|------|------|-----|------|
| / | | / | | / |
| / | 24 | 36 | | 50% |
| / | 36 | 48 | | 50% |
| / | | / | / | 2015 |
| / | | | | |
| / | 2015 | 2017 | 30% | 12% |
| / | 2015 | 2018 | 45% | 12% |

| | | | | | | | | | |
|-------------|------|---|-------------|------|-------|------|------|------|----|
| | | | 6,040,000 | 229 | | | | | |
| 18,086,250 | | | | | | | | | |
| 2 | 2019 | | | | | | | | |
| | 2019 | 9 | 27 | 2019 | | | | 2019 | 9 |
| 30 | | | | | | 2019 | | | |
| | | | | | A | | 2019 | 9 | 30 |
| 152,428,000 | | | 478 | | 15.46 | / | 2019 | 11 | 21 |
| | | | 152,200,000 | | | 473 | | | |

2020

1 " " " "

2 " " " "

3 = ÷

× 100% 4

2019

" "

2020 10 9

2019

468

30,239,200

2

| | | | |
|--|------|---|------------------|
| | 2019 | - | 13.06 |
| | | = | |
| | - | - | =4.27 |
| | | | |
| | | | 1,254,992,643.57 |
| | | | 558,333,130.44 |

2019

158,662,401.29

2020

558,333,130.44

3

4

5

1

" 7 "


2

(1)

588,111.50

1

| | | | |
|--|-------------------------|--------|--|
| | | | |
| | 2021 1 1 215 325 110 | 110.00 | |
| | | 24.62 | |
| | | | |
| | | | |



(2)

| | | | | | | |
|--|-------------------|-------------------|------------------|-------------------|-------------------|-------------------|
| | | | | | | |
| | 76,123,250,638.96 | 12,885,082,731.94 | 6,157,812,252.30 | 179,027,029.54 | | 95,345,172,652.74 |
| | 1,024,219,298.38 | 54,448,184.03 | 44,969,909.04 | 55,153,205.73 | | 1,178,790,597.18 |
| | 50,202,771,963.94 | 7,357,857,048.48 | 3,161,135,525.32 | 118,480,392.81 | | 60,840,244,930.55 |
| | 909,212,894.05 | 19,520,146.76 | 34,680,040.70 | 1,904,455.80 | | 965,317,537.31 |
| | 31,709,116,435.77 | 6,010,615,644.22 | 2,632,097,995.12 | 57,618,062,284.13 | 26,815,627,973.95 | 71,154,264,385.29 |
| | 27,212,340,054.46 | 3,379,331,590.83 | 4,226,241,521.53 | 39,773,629,427.54 | 33,969,922,132.57 | 40,621,620,461.79 |

(2)

| | | (%) | | (%) | | | (%) | | (%) | |
|---|------------------|-------|----------------|--------|------------------|------------------|-------|----------------|--------|------------------|
| | 102,864,549.16 | 7.93 | 102,864,549.16 | 100.00 | | 97,370,881.42 | 6.45 | 97,370,881.42 | 100.00 | |
| | 1,194,765,235.90 | 92.07 | 59,738,261.77 | 5.00 | 1,135,026,974.13 | 1,413,031,686.25 | 93.55 | 113,042,534.89 | 8.00 | 1,299,989,151.36 |
| 2 | 1,194,765,235.90 | 92.07 | 59,738,261.77 | 5.00 | 1,135,026,974.13 | 1,413,031,686.25 | 93.55 | 113,042,534.89 | 8.00 | 1,299,989,151.36 |
| | 1,297,629,785.06 | / | 162,602,810.93 | / | 1,135,026,974.13 | 1,510,402,567.67 | / | 210,413,416.31 | / | 1,299,989,151.36 |

| | 102,864,549.16 | 102,864,549.16 | % | 100.00 |
|--|----------------|----------------|---|--------|

2

| | | | % |
|------|------------------|---------------|--------|
| 3 | 1,185,665,064.78 | 57,949,762.91 | 4.89 |
| 4-6 | 7,094,677.74 | 743,815.58 | 10.48 |
| 7-12 | 1,559,989.78 | 599,179.68 | 38.41 |
| 1 | 445,503.60 | 445,503.60 | 100.00 |
| | 1,194,765,235.90 | 59,738,261.77 | / |

(3)

| | 97,370,881.42 | 6,530,476.62 | | 1,036,808.88 | 102,864,549.16 |
|---|----------------|--------------|---------------|--------------|----------------|
| 2 | 113,042,534.89 | | 53,304,273.12 | | 59,738,261.77 |
| | 210,413,416.31 | 6,530,476.62 | 53,304,273.12 | 1,036,808.88 | |

(5)

| | | | |
|--|----------------|-------|----------------|
| | | | |
| | 260,990,390.83 | 20.11 | 12,755,989.63 |
| | 116,093,140.25 | 8.95 | 5,674,089.72 |
| | 100,390,565.39 | 7.74 | 100,390,565.39 |

(2)

(3)

(1)

(2) 1

(3)

(1)

| | |
|-----|---------------|
| | |
| 1 | |
| 1 | |
| 1 | 34,822,464.13 |
| 1 2 | 3,374,362.69 |
| 2 3 | 136,562.50 |
| 3 | |
| 3 4 | 113,968.65 |
| 4 5 | 48,687.20 |
| 5 | 16,049,388.21 |
| | 54,545,433.38 |

(2)

| | | |
|--|---------------|---------------|
| | | |
| | 21,990,073.62 | 62,056,628.36 |
| | 31,751,140.80 | 31,419,457.38 |

(4)

| | | | | | | |
|--|---------------|--|--------------|--|--|---------------|
| | | | | | | |
| | | | | | | |
| | 27,468,671.17 | | 8,298,179.43 | | | 19,170,491.74 |
| | 27,468,671.17 | | 8,298,179.43 | | | 19,170,491.74 |

(5)

(6)

| | | | | | |
|--|---|---------------|---|-------|------------|
| | | | | (%) | |
| | | 4,289,048.60 | 1 | 7.86 | 214,452.43 |
| | | 3,414,238.47 | 1 | 6.26 | 170,711.92 |
| | | 3,000,000.00 | 1 | 5.5 | 150,000.00 |
| | | 2,620,912.67 | 1 | 4.81 | 131,045.63 |
| | | 1,434,596.80 | 1 | 2.63 | 71,729.84 |
| | / | 14,758,796.54 | / | 27.06 | 737,939.82 |

(7)

(8)

(9)

3

| | | | | | | |
|--|-------------------|---------------|-------------------|-------------------|---------------|-------------------|
| | | | | | | |
| | 33,515,167,720.79 | 10,584,208.17 | 33,504,583,512.62 | 27,475,212,986.13 | 10,584,208.17 | 27,464,628,777.96 |
| | 205,083,415.15 | | 205,083,415.15 | 1,942,445,138.53 | | 1,942,445,138.53 |
| | 33,720,251,135.94 | 10,584,208.17 | 33,709,666,927.77 | 29,417,658,124.66 | 10,584,208.17 | 29,407,073,916.49 |

(1)

| | | | | | | |
|--|----------------|--|--|----------------|--|---------------|
| | | | | | | |
| | 126,878,802.93 | | | 126,878,802.93 | | |
| | 268,397,331.92 | | | 268,397,331.92 | | |
| | 33,748,000.00 | | | 33,748,000.00 | | |
| | 5,317,116.52 | | | 5,317,116.52 | | |
| | 10,584,208.17 | | | 10,584,208.17 | | 10,584,208.17 |
| | 38,500,000.00 | | | 38,500,000.00 | | |

31,993,214.15

31,993,214.15

| | | | | | | |
|--|----------------|--|--|----------------|--|--|
| | 100,000,000.00 | | | 100,000,000.00 | | |
| | 265,000,000.00 | | | 265,000,000.00 | | |
| | 480,000,000.00 | | | 480,000,000.00 | | |

| | | | | | | |
|--|----------------|----------------|--|----------------|--|--|
| | 335,000,000.00 | 225,000,000.00 | | 560,000,000.00 | | |
| | 1,000,000.00 | | | 1,000,000.00 | | |
| | 700,000,000.00 | 800,000,000.00 | | | | |

(2)

| | | | | | |
|--|--|--|--|--|--|
| | | | | | |
|--|--|--|--|--|--|

4

(1)

| | | | | |
|--|-------------------|-------------------|-------------------|-------------------|
| | | | | |
| | | | | |
| | 91,896,603,017.22 | 66,873,511,730.70 | 88,074,641,271.60 | 64,245,407,532.35 |
| | 1,195,508,246.75 | 1,068,362,791.63 | 853,044,189.08 | 751,689,413.79 |
| | 93,092,111,263.97 | 67,941,874,522.33 | 88,927,685,460.68 | 64,997,096,946.14 |

(2(6)-6(,)7(8)-6(7)7(3)-6(,)7(5)-6(19>> BDC q0.000008871 0 595.32 841.92 reW*nBT/F1 10.56 Tf1

1 ---

1 ---

2

| | % | | |
|--|-------|------|------|
| | | | |
| | 25.18 | 1.17 | 1.18 |
| | 23.22 | 1.08 | 1.09 |

3

4

| | |
|--|--|
| | |
| | |
| | |
| | |

2021 4 28